

# MISS \* USA MISSTEEN \* USA MISSISSIPPI



*Wish it... Dream it... Do it...*

# TABLE OF CONTENTS

## CHECKLIST

- Required forms

## WHAT TO DO NEXT

- First step
- Mark your calendar
- Third party vendors
- What if I win?

## ACCOMMODATIONS

- Arrival
- Host hotel
- Pageant chaperones
- Meals and transportation
- Telephone procedures
- Departure

## SPONSORSHIP INFORMATION

- What the sponsorship pays for
- Tips on how to find sponsors
- Local title sash
- “Refer a Friend” Program and form
- Sample sponsorship script and letter
- Letter for potential sponsors  
(you may duplicate this form)
- Sponsorship submission form and receipts
- Sponsor listing instructions

## OPTIONAL SPOTLIGHT AD PAGE

- Spotlight Ad specs
- How do I send?

- Spotlight Ad examples
- Back cover or inside cover purchase opportunity

## WARDROBE INFORMATION

- Registration and Rehearsals
- Opening number
- Swimsuit competition (MISS)
- Activewear competition (TEENS)
- Evening gown competition
- Interview competition
- Hair/makeup

## JUDGING INFORMATION

- Who are the judges?
- What are they looking for?
- Judging the phases of competition
- Scoring procedures

## PREPARING FOR THE PAGEANT

- Swimsuit competition (MISS)
- Activewear competition (TEEN)
- Evening gown competition
- Interview competition
- Professional assistance


## MISCELLANEOUS MATERIALS

- FAQ
- Countdown to a stress-free weekend
- Press release template  
(You may duplicate this form)
- Reminders

# CHECKLIST – REQUIRED FORMS

To better help prepare you for a winning pageant weekend we have created this checklist complete with deadlines to help keep you on track with paperwork and payment requirements. If at any time you have questions or need to adjust your deadlines, please contact the office at 615-891-0557 or [info@greenwoodproductions.com](mailto:info@greenwoodproductions.com). Check your contestant checklist for deadlines. Everything MUST be turned in before the seminar – Date TBD.

OFFICIAL PAPERWORK – Click each heading to access the appropriate forms. You can also access the same forms at the following link: WILL SEND ONCE AVAILABLE

- 
- ☐ [Rules & Regulations](#)
  - ☐ [Release of Liability](#)
  - ☐ [Health Information](#)
  - ☐ [Birth Certificate and Residency](#) TEEN
  - ☐ [Birth Certificate and Residency](#) MISS
    - Proof of residency 1 (Driver's license preferred – see other options of age documentation in link)
    - Proof of residency 2 (Utility bill, bank statement, Lease agreement, Tax return, Pay stub, Verification from school, etc.)
  - ☐ [Title and Sash Agreement](#)
- \*These documents must be issued in your name and show an address from the state you wish you plan to compete, even if it is not your current address. Any sensitive information, such as credit card numbers, account balances, etc. may be blacked out.

## PAGEANT PAPERWORK / PROGRAM BOOK INFO

- ☐ [Personal History Form](#) – Click to access form
- ☐ Color headshot. Please send your photo via e-mail to [mississippi@greenwoodproductions.com](mailto:mississippi@greenwoodproductions.com). (Photos must be in JPG or TIFF format & at least 300 dpi.) Screenshot photos, or photos with photographer's trademark logo will not be accepted. (due before or on seminar date)
- ☐ [Final Sponsor List for Program Book](#) (please fill out even if you are listing "Family and Friends") (due before or on seminar date)

## SPONSORSHIP PAYMENTS \$900 (non-refundable) - check personal deadlines in your contestant checklist

- ☐ First installment of \$300
- ☐ Second installment of \$300
- ☐ Third installment of \$300

\*If registering after December 1, the payments will be broken down into 2 payments of \$450

All checks are payable to Greenwood Productions (include your name on each check in the memo area). No 3rd party check (checks made out to you).

\*\*IF YOU NEED ADDITIONAL TIME, PLEASE DON'T HESITATE TO CONTACT THE PAGEANT OFFICE.

## OPTIONAL SPOTLIGHT ADS

- ☐ Ad Fee \$350 – Due before seminar
  - ☐ Full page color Ad – Due before seminar
- (Ad Size: 8-3/4" wide x 11-1/4" high, trim size is 8-1/2" wide x 11" high. Please keep text 1/4" away from trim)

## OPTIONAL HAIR/MAKEUP – click below to access forms

- ☐ Hair/Makeup Fee \$250 (Due February 15)
- ☐ [Contestant Contract](#) (Due February 15)
- ☐ [Artist Contract](#) (Due February 15)

AD MUST BE PAID IN FULL TO BE INCLUDED IN THE PROGRAM BOOK. AD FILE MUST BE SUBMITTED NO LATER THAN THE SEMINAR DATE.

You can email the high-resolution Ad to [mississippi@greenwoodproductions.com](mailto:mississippi@greenwoodproductions.com).

# WHAT'S NEXT?

Now that I've been selected to participate, what are my next steps?

## FIRST STEP

READ THIS HANDBOOK COMPLETELY! Everything you NEED to know to start preparation is included in this manual. Read it thoroughly. Pay close attention to details, forms and especially your deadlines. Be sure to return the required paperwork before your deadline.

## MARK YOUR CALENDAR NOW!

**PAGEANT:** The 2024 Miss Mississippi USA and Miss Mississippi Teen USA special event will take place April 4-6, 2024 at the Pearl River Resort in Choctaw, MS. The hotel and event venue are both located at the Pearl River Resort.

**SEMINAR:** Contestant Seminar designed just for YOU! We will be holding a virtual seminar via Zoom – Date TBD. 100% attendance is our goal.

## BENEFITS OF ATTENDING SEMINAR

- Firsthand access to ALL information related to the competition in the Miss Mississippi USA & Teen USA Events
- Guest speakers who will help enhance your performance in the interview room, onstage and more importantly, in life
- Meeting fellow contestants, making invaluable connections and potentially choosing your roommate for pageant weekend
- First opportunity to purchase tickets for the Miss Mississippi USA and Teen USA Preliminary and Final Shows (one week after seminar, tickets will go on sale to the general public)
- Being part of this magical day, kicking off the 2024 experience, taking your first step in pursuit of the goal of Miss Mississippi USA/Teen USA... Priceless!

## THIRD PARTY VENDORS

Individual Companies will be contracted to make the official pageant video and photos. They are NOT employed by the pageant and are not associated with Greenwood Productions, Inc. Questions or concerns will need to be directed toward the company contracted. Please be sure to get a receipt from the vendor.

Greenwood Productions, Inc. will not have any record of orders etc. Information for packages, photos, florists and videos will be included with your seminar packet or will be available upon registration. If you need contact information following the pageant on a particular vendor, it can be found in your program book or on our website.

Greenwood Productions, Inc. will also provide information for preparing for the Miss Mississippi USA & Miss Mississippi Teen USA pageant. We provide this information at the request of past contestants. However, we do not endorse, nor are we responsible for, any services, training or purchases. Please note that a contestant does not need previous pageant experience, nor is professional training required to do well in the pageant. We have had several titleholders win the state pageant without any previous pageant experience.

## WHAT IF I WIN?

You will need to stay overnight following the final show Saturday night – you will have a titleholder orientation after winning. The pageant will provide a room for you Saturday night at the host hotel.

Be prepared...it could happen to YOU! If you win, your life will change forever. The most exciting year of memories and experiences will begin. The time involved varies. We make every effort to obtain appearances but realize that your education and family are a high priority. Again, this is on an individual basis and requires much coordination, communication and cooperation between the titleholder and pageant office. Appearances will be on a local and statewide basis and may include parades, speaking engagements, and trade shows. Almost all appearances and charity work will take place during the weekend and will be scheduled in advance.



# ACCOMMODATIONS

## ARRIVAL

It is important for each contestant to fully understand that all of the necessary papers, documents, photos, forms, ad pages and fees must reach the pageant office prior to the deadlines before admission as a contestant in the 2024 Miss Mississippi USA & the 2024 Miss Mississippi Teen USA pageant. NO EXCEPTIONS. Contestants are to check-in at registration. Once you check in, you will receive your contestant packet with information about the weekend. More information about check-in will be given at the seminar.

## HOST HOTEL - Pearl River Resort | Choctaw, MS

Contestants' Hotel accommodations for Thursday and/or Friday night are included in their sponsorship fee. **Just as we did last year, you have an option to purchase a separate room for yourself for an extra fee. Note\* You will still need to pay the full sponsorship fee if you choose to purchase your own room. Use the link underneath the host hotel's address below to purchase a separate room at the host hotel.** Parents and guests may choose to reserve a room at this hotel as well. We recommend booking your room as soon as possible as they do sell out.

## HOST HOTEL

### Silver Star Resort

13541 Highway 16 W  
Choctaw, MS 39350

**HOTEL BLOCK INSTRUCTIONS:** Contact 866-447-3275 – code will be given at a later date

**Miss contestants** will be checking in on Thursday. Your hotel room for Thursday and Friday night are included in your sponsorship fee if you choose to stay with a contestant in the rooms that we provide.

**Teen contestants** will check in on Friday morning. Your hotel room for Friday night is included in your sponsorship fee if you choose to stay with a contestant in the rooms that we provide.

EVERY contestant will need to fill out the following form so that we know whether or not you will be staying in the rooms we are providing or if you will be booking your own room separately.

[HOTEL ACCOMMODATIONS FORM](#)

## PAGEANT CHAPERONES

Groups of contestants will be assigned a chaperone who will help keep you informed and direct you where you are supposed to be at any given time. She is there to assist you with any problems or questions you might have. Remember, these ladies are volunteering their own free time, so please be courteous and treat them with respect.

## MEALS AND SPECIAL SERVICES

The pageant contestants are provided with breakfast, lunch and dinner meals. Contestants may choose to bring additional snacks and any special dietary needs **MUST** be provided by the contestant. It is imperative that you let the pageant office know as soon as possible if any handicap services of any kind are needed.

## TRANSPORTATION

Each contestant is responsible for her own transportation to the hotel on check-in day. The pageant will then provide the transportation to the contestants during the pageant weekend. Contestants will be required to take the pageant transportation even if you are purchasing your own hotel rooms. All contestants will be released from the pageant following the Final Show and Competition. Each contestant is responsible for her own transportation after the Final Show has concluded.

# ACCOMMODATIONS, CONT.

## TELEPHONE PROCEDURES

Contestants will not be allowed to charge phone calls, either local or long distance, to their hotel rooms. Cell Phones are to be kept on silent and put away during rehearsals and during competition. However, we do encourage contestants to post on social media during breaks and when time allows. Please be respectful to the Choreographers and give them your undivided attention. If you need to make a phone call during rehearsal and showtimes, please see a chaperone.

## INCIDENTAL EXPENSES

You should bring a credit card to cover any incidental expenses during your stay. The pageant is not responsible for incidental expenses incurred by the contestants such as long-distance phone calls, valet service, room service, laundry, etc. There is also a vending machine at the hotel if you'd like to bring some small bills and change.

## DEPARTURE

Parents play a vital role in helping the contestant with the check-in and check-out process. We will provide further information regarding baggage drop-off/pick-up at the seminar. The pageant is providing rooms for contestants until Saturday check-out time. All Contestants should be packed and prepared to move all of their belongings out of their rooms prior to departure for rehearsals on Saturday. Parents can meet contestants at hotel during check-out and help with their belongings. We are not responsible for any items left in the hotel or dressing rooms after the pageant.

# SPONSORSHIP INFO

The entry fee for Miss Mississippi USA | Teen USA is \$295 (you've already paid this) and sponsor fees are \$900.

## YOUR FEES INCLUDE...

- The securing of your Miss Mississippi USA | Teen USA local title
- Overnight lodging for you the pageant weekend
- All meals during the Pageant weekend
- Opportunity to network and brand yourself using your title
- Official pageant sash to be used during the pageant weekend
- Planned travel within the host city during pageant weekend
- Designated chaperones
- Production costs for the MISS Mississippi USA® pageant, including but not limited to your activities during the course of the entire pageant
- Choreography and Stage Presentation
- Pageant Orientation Seminar
- Publishing of contestant photo and acknowledging sponsors in the Official Program Book
- Publishing of contestant photo on the state pageant website ([www.missmississippiusa.com](http://www.missmississippiusa.com))
- Miscellaneous Expenses

(This can be sent to us in smaller payments between now and the specified deadlines, via check, credit card or on our website at [www.missmississippiusa.com/onlinepayment](http://www.missmississippiusa.com/onlinepayment))

Please feel free to address any questions or concerns with the Greenwood Productions Office by calling or texting 615-891-0557 or emailing [info@greenwoodproductions.com](mailto:info@greenwoodproductions.com).

# HOW TO GET SPONSORS

Please read carefully!

## OBTAINING SPONSORS

By obtaining outside Sponsors, you should be able to enter this Pageant at little or no cost to yourself or your family. In order to create an exciting premiere statewide pageant, the pageant fees cover: food, lodging, staging, publicity, chaperones, security, gifts, prizes, trophies, flowers, staff, etc. Should you choose to withdraw from competition, your entry fee and any subsequent fees are non-refundable.

When you begin looking for sponsors, you should first make a list of all the people you know (family, friends, etc.) and all the people you do business with, such as...your doctor, dentist, orthodontist, hair salon, insurance agent, florist, dry cleaner, tanning salon, local restaurant or pizza shop, market, jeweler, lawyer, car dealership, health club, etc. Once you have a complete list, begin asking for sponsorship. (Attached is a long list of potential sponsors...please read thoroughly.)

Your parents, grandparents, uncles, aunts and other close relatives can provide the best help in finding Sponsors for you, especially if they have been established in their community for a long time! For example, there are many people in your community and small businesses who have appreciated your family's patronage over the years (examples of potential sponsors are included below). They know you and your family and have enjoyed having you as their customer. Now it is time for you to ask for their support. They should be very willing to help sponsor you for two reasons, 1) They know you and your family...and 2) They want to support you just like you've been supporting them.

Another great way of obtaining sponsors is getting smaller contributions from groups of people. Accept any amount offered to you. For instance, you may be able to gather "collections" from people you work with, your parents, your friends, a club you may belong to, or your parents' work or a club they may belong to. Just think, the sponsorship fee is \$1195.00 (including the \$295 registration fee); you can get several groups to work with you. It's as easy as that!

## SHARE YOUR EXCITING NEWS

You are a state finalist for MISS MISSISSIPPI USA®! That, in itself, is quite an accomplishment and you and your family and friends should feel very proud! So tell everyone! And make sure everyone knows what an exceptional opportunity this is for you.

- Send each one your personalized "Take a chance on me" letters.
- Tell them quickly of the expenses to compete. Remember, you are raising funds and the fee covers the expenses of the pageant.
- Explain that the MISS TEEN USA®, MISS USA® & MISS UNIVERSE® pageant system is the most respected in the country and the world. This Pageant System offers opportunities of a lifetime...a prize package and the chance to meet important people who can open doors for you. Most of all, this Pageant System offers memories that will last a lifetime. *Building confidence, making lasting friendships, working hard towards a goal, being a role model...are all the things a state finalist will achieve.*
- Send a thank you card to your sponsors – thank them profusely!



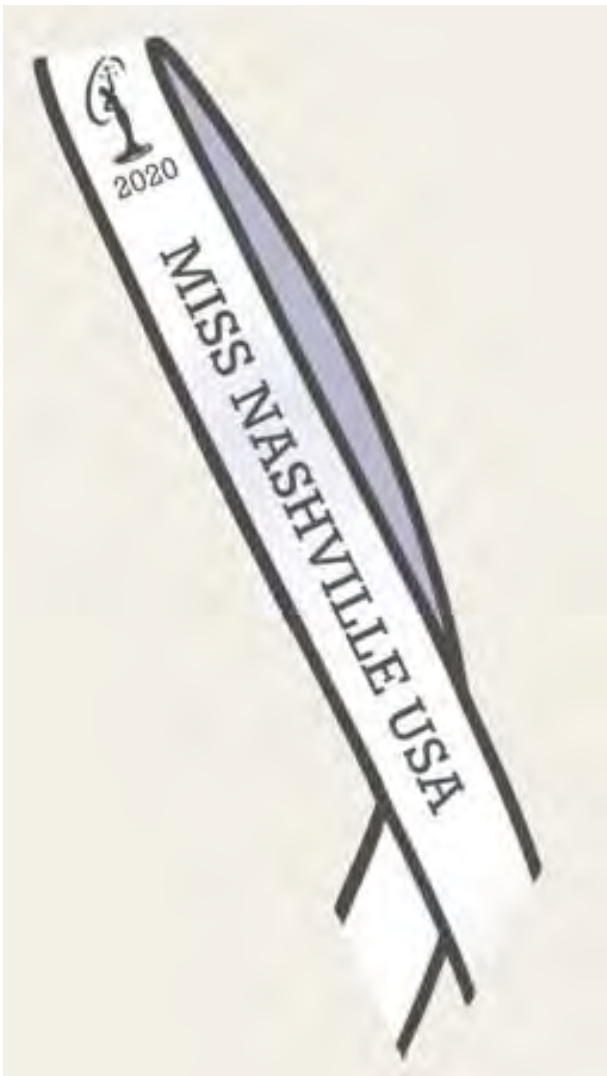
# LOCAL TITLE SASH

## PURCHASE A SATIN SASH BEFORE THE PAGEANT


If you want to make appearances using your regional title to promote yourself in the state pageant or raise your required fees in order to compete, purchasing a sash is a huge benefit in helping you to accomplish this. If you would like to purchase one, follow the instructions below:

- You have the option to purchase (it is not required) a sash to be worn at appearances and when visiting potential sponsors. The sashes are double layered satin with black block lettering and can be purchased through the Greenwood Productions website [HERE](#). The cost of the sash starts at \$98 and there will be an option with rhinestones and without rhinestones (see pictures below). Keep in mind: sashes are custom made and have a turnaround time of approximately 3 weeks.
- Sign the Title and Sash Agreement [HERE](#) if you haven't done so already. This details the rules and regulations you must follow while acting as a regional titleholder for Greenwood Productions. You MUST sign this form even if you don't purchase a sash
- Let the Pageant Office know about each appearance you make using your title. Take lots of pics and post them on your social media so we can repost your appearances and fundraisers. When posting, always tag [@greenwoodproductions](#) on Instagram, [@gwp\\_usa](#) on twitter and [Greenwood Productions](#) on Facebook.

WITHOUT RHINESTONES



WITH RHINESTONES



# LOCAL CROWN

## PURCHASE A LOCAL CROWN BEFORE THE PAGEANT

As an official State Contestant, you can order an official crown and find out what it's like to be a State Titleholder. You may participate in parades, charity events, Media interviews etc. Let the Pageant Office know about each appearance you make using your title. We encourage you to post photos of yourself anytime you do use it on your social media! When posting, always tag *@greenwoodproductions* on Instagram and *Greenwood Productions* on Facebook. You can also wear your crown whenever you approach potential sponsors. See sample crowns below and use the crown order form [HERE](#) to order yours today!


## Crown Usage Agreement

- I am choosing to purchase an optional crown for use prior to the State Pageant. Usage of this crown for appearances or photos prior to the State Pageant requires prior approval of Greenwood Productions, Inc.
- Usage of my crown will be completed at the completion of the State Pageant.
- I understand if I use this crown for public appearances that are NOT approved, or in situations exhibiting bad taste or poor judgment (i.e. alcohol, nudity, foul language) that my participation in the State Pageant may be terminated and any fees paid will be forfeited.
- I understand that should I purchase the optional appearance sash, I may wear the sash alone, AND I may wear the crown with the sash. With the exception of professional photos, I am NOT to wear the crown alone. It must always be worn with the sash.
- I understand I may purchase only the crown if I plan to only wear it for professional photos and/or keep as a memento.
- I understand that I may not wear this crown to promote any pageant system other than the Miss Universe Organization.

## USA STATE CONTESTANT CROWN



## TEEN STATE CONTESTANT CROWN



# IMPORTANT SUGGESTIONS

## START RIGHT NOW!

Begin working on your list of potential sponsors. It is important to have the financial part of your entry completed well in advance so you can concentrate on yourself!

## ASK FOR SPONSORSHIP IN PERSON

A sponsor is more likely to say "YES" if you ask in person. Select a convenient time for your visit by avoiding peak business hours. Dress appropriately and be prompt for any appointment you make.

## SPEAK WITH A MANAGER OR DECISION MAKER

Explain to each sponsor that you have been chosen as a STATE FINALIST and you will be representing your (and their) town or city and that you are involved with the most prestigious Pageant System in the world...MISS TEEN USA®, MISS USA®, MISS UNIVERSE®!

## UNDERSTANDING THE IMPORTANCE

Let your sponsors understand the importance of raising sponsorship. Explain to them what their contribution will cover and that this is a positive opportunity and how important this is to you! Be yourself and be enthusiastic: your sponsor may be talking to the next MISS USA® or MISS TEEN USA®!

Remember, if the sponsorship fee is \$1195.00, you can obtain sponsorship from 12 people giving you \$100 or 24 people giving you \$50 each. Do not expect one sponsor to cover the full amount.

## SPONSOR BENEFITS

Let your sponsors know what they will receive in return for supporting you:

- Recognition in the Official Pageant Program Book.
- Good Public Relations for their firm in your community.
- Tax deduction as an advertising expense for businesses
- Recognition on your social media promoting their business as one of your official sponsors.

## PAYMENT SPECIFICATIONS

Payments can be made by check, money order, cashier's check, Venmo or pay online with a credit card. Please do not send cash through the mail. If you send a check, make sure that your name is listed in the lower left corner of each check or money order usually where the memo / comment line is located and made out to Greenwood Productions. Personal checks will only be accepted up to 2 weeks before the seminar. (Please note: there is a \$35 fee for any returned check)

## SPONSOR RECEIPTS

These are included in this manual. There is one receipt for businesses and a separate one for individuals. Give a completed copy to any of your sponsors who requests one after they have made a contribution. This is your responsibility to complete; Greenwood Productions, Inc. will not supply individual receipts or keep up with sponsor's names if sent directly from the business.

## VERY IMPORTANT!!!

Keep in mind you can actually raise more sponsorship than is required. Payments may be made in advance of your deadline and any monies received in excess of your sponsor fees will be returned to you for personal use. Many contestants use this extra sponsorship to help pay for their gown, swimsuit, activewear, etc. Please allow two weeks for checks and money orders to clear our bank before your refund is processed.


WE BELIEVE YOU CAN DO IT! FEEL FREE TO CALL OR TEXT US – 615.891.0557

# POTENTIAL SPONSORS

Family & Friends  
Neighbors  
Co-workers  
Teachers / Professors School  
School Clubs / Teams  
Doctor, Dentist, Orthodontist, Chiropractor, etc.  
Lawyer, Accountant  
Veterinarian, Animal shelters, Kennels, etc.  
Auto Repairs, Parts Store, Body Shops, Towing  
Garages  
Service / Gas Stations  
Car Dealers (New & Old)  
Funeral Homes, mortuaries – really!  
Sporting Goods Shops  
Restaurants & Lounges  
Pharmacies  
Package Stores  
Office Supply Stores, Printing Companies  
Flower Shops, Card & Gift Shops  
Jewelry Stores  
Bridal Stores Pizza Shops  
Hair Salons, Beauty Supply Stores  
Tanning Salons, Spas, etc.  
Small Groceries & Markets  
Building Contractors, Painters, Landscapers  
Roofing Companies, HVAC Companies, etc.  
Alarm Security Systems  
Insurance Agents Record Stores  
Soft Drink Bottlers & Distributors  
Real Estate Agents  
Delicatessens  
Church Groups  
Car Washes

Bowling Alleys Book Stores  
Carpet Stores  
Hardware Stores  
Credit Unions  
Dry Cleaners  
Cabinet Refacers, Kitchen & Bath Remolding  
Tile Centers  
Locksmiths  
Hot Tub / Sauna Sales  
Moving & Storage Centers  
Weight Loss Centers  
Ice Cream Stores  
Bakeries  
Video Movie Rentals  
Car & Truck Rental  
Fitness Centers  
Nail Salons  
Beer Bottlers & Distributors  
Police & Fire Departments  
Career Schools  
Farm Equipment & Supply  
Caterers  
Computer Repair Services  
Lawn & Garden Stores  
Glass – Auto & Window  
Limousine Services  
Oil Change Services  
Day Care Centers  
Beauty Consultants  
Sports Organizations  
Plumbers  
Ambulance Services  
Shoe Stores  
Bookkeeping Services

Carpet & Rug Cleaners  
Veterinarians  
Laundromats  
Machine Shops  
Motorcycle Shops  
Bicycle Shops  
Boat Sales & Rentals  
Mini-Golf Centers  
Horse Riding Academies  
Nurseries  
Nursing Homes  
Pet Shops  
Record Stores  
Trophy Shops  
Tire Dealers  
News Stands / Cigar Stores  
Travel Agencies  
Bakeries  
Eye Glass / Optical Banks  
Photography Studios  
Music Stores  
Modeling Schools  
Dance & Cheer Team  
Pest Control  
Lawn Services  
Upholsterers  
Specialty Shops  
Community Organizations  
VFW – American Legion  
Elks/Eagles/Moose Lodge  
Jaycees/Lions Club  
Kiwanis Club  
Town Mayor





# FUNDRAISING IDEAS

Remember, these are just suggestions! We encourage you to be creative and think of fun, new ways to raise money in your area and share them with us.

## USE GOFUNDME PROGRAM – a great online resource to help in raising sponsorship for the state pageant

- Visit [www.gofundme.com](http://www.gofundme.com)
- This website is designed to work with a PayPal account to allow you to raise funds using social media tools like Facebook, Twitter, Email and more. GoFundMe does take a commission of your earnings. If you create a GoFundMe, make sure to SHARE SHARE SHARE and withdraw your funds in enough time to pay by your deadline.

## HOST A PERCENT NIGHT

- Go to a local restaurant (pizza place, frozen yogurt, etc.) and see if they would be interested in hosting a percent night for you to help you fundraise.
- Ex. Percent Night to support your local Jane Doe's dreams for Miss Mississippi USA at Yogurt-land on Friday, Feb. 28th 7-9pm. 15% of all sales will go to Jane to help cover her pageant fees.
- Advertise your event by making a Facebook event 2-3 weeks in advance and put up flyers the week before the percent night.

## BAKE SALE

- Bake a bunch of your favorite goodies or have friends/family bake and donate for the event and sell them for \$1-\$2 apiece.
- Set up shop at a local business or just walk around your neighborhood
- This is also a great time to practice your interview skills when you explain to everyone who you are and what you're doing.

## RAFFLE

- Purchase a TV from Wal-Mart, or if you can, have a local store donate a TV or other item to your cause. Or you can get a bunch of small items from multiple businesses and organize into a gift basket.
- Make flyers and organize a night to hold a raffle (maybe the same night as your percent night!) or advertise the raffle online and have an "end date" for when you are going to choose a winner.
- Sell raffle tickets at \$5 each, and, at the end of the night or date you've chosen and choose a winner!

## CANDY GRAMS

- Buy some big bags of candy from your local store.
- Share on your social media to let people know what you're doing.
- Sell them for \$1-\$5 apiece and guarantee that you'll personally deliver each one (within reason).
- Allow buyers to write personal messages for their special person they are purchasing them for.

## DON'T GIVE UP

If for some reason you have difficulty obtaining sponsors or your sponsorship deadline is near, and you haven't raised all of your fees... DO NOT GET DISCOURAGED AND DON'T GIVE UP! Just keep on working hard and be persistent. Some contestants will even organize a bake sale, car wash, or some other fun way to raise sponsorship. It is amazing how it all adds up so quickly! You can do it! Just give us a call and we will try to make other arrangements with you.



# REFERRAL PROGRAM

We are so excited about your participation in our state pageant and in order to help you keep your costs down, please recommend some of your friends to join you in the Teen or Miss Pageants. If they participate in the pageant, we will reimburse you \$100 of your sponsor fee **per referral**. If you have friends in Tennessee, Georgia and Mississippi - please feel free to recommend friends from all 3 states. You can recommend friends, relatives, classmates or acquaintances... This is a helpful way to help raise extra money and focus on the more important and exciting aspects of preparing for the pageant! Send as many names as you can!

Click the link below to refer a friend (feel free to submit as many name as you can). Remember, each referral that registers, you get \$100.

REFER A FRIEND

## SAMPLE SPONSORSHIP SCRIPT

The following is a suggested script that you may use in talking with prospective sponsors either on the phone or in person. We emphasize that it is only a sample script and that you should *modify it as necessary*. Your ideas in dealing with those in your city will probably be most successful!

"Hello! My name is \_\_\_\_\_ and I am calling you to share some exciting news! I have been selected as an official State Finalist in the Miss Mississippi USA Pageant. Have you ever heard of the MISS TEEN USA, MISS USA or MISS UNIVERSE pageants? These pageants are a WME/IMG venture and are the most prestigious pageants in the world. This is a chance of a lifetime for me and I am asking you for your support in this unique opportunity.

If I happen to be crowned the new Miss Mississippi USA, I will represent Mississippi in the national Miss USA pageant. I will also represent Mississippi during my reign by making numerous appearances throughout our state, by helping the community, local businesses, and charitable organizations, as well as appearing at schools, special events, grand openings and parades.

A sponsorship program is incorporated into the Miss Mississippi USA state pageant. Your sponsorship is tax deductible as an advertising expense\* and you will be recognized in the Official State Program Book as well as on my social media. A donation of any amount or donation of services would help me accomplish my goal. Would you like to be one of my sponsors as I represent our great state and pursue a life-long dream?"

### \*Note:

- Sponsorship donations are tax deductible for businesses only.
- Ask for a specific amount, depending on your relationship with the sponsor.
- Remember to tell them that the Pageant accepts PayPal Payments.
- Please make checks payable to: Greenwood Productions. (Any amounts over your sponsorship requirement should be made out to you personally or we can reimburse you.

# TAKE A CHANCE ON ME

We strongly encourage all contestants to call on potential sponsors in person first, then follow up with a written letter. Below is a sample letter to leave with or send to potential sponsors after you have spoken with them. Feel free to copy and insert your own info.

YOUR  
PHOTO  
HERE

Dear Ms. Smith,

Current Date

Thank you very much for taking the time to speak with me and for considering my sponsorship request. I would like to tell you a little bit about myself. My name is \_\_\_\_\_ and I have recently been selected as a State Finalist in the Miss Mississippi USA pageant to be held April 4-6, 2024 at the Pearl River Resort in Choctaw, MS. The Mississippi pageant system is one of the premier state pageants in the United States and I am proud to have been selected from among the hundreds of applicants that were processed.

This kind of competition is an excellent experience. I am confident that I can do well, and that it will lead to many opportunities for my future. If I do become Miss Mississippi USA 2024, I will represent the state and compete for the national title of MISS USA 2024!

Here's a little background information about me... (Here list a short bio – school, work, activities, volunteer work, goals, and some of your proudest achievements, etc.)

I have contacted you because I am hoping that you will participate with me and get some recognition for yourself and your company by being one of my sponsors. The sponsorship fee is \$1195.00, and you may contribute all or a part of it. A donation of any amount would help me accomplish my goal. My top sponsors will be recognized in the Official State Program, on social media and in press coverage. The sponsorship is necessary to help cover the costs of the pageant weekend, such as hotel rooms, meals for three days, production costs, etc. and it is tax deductible as an advertising or marketing expense.

## How to be my sponsor and make your donation:

- Make a cash donation: Make your check out to Greenwood Productions and in the memo put My Name. You can contact me at the number listed below and I will arrange a time to meet with you personally or you can mail directly to the Pageant Headquarters at: Greenwood Productions – PO Box 1658, Collierville, TN 38027.
- Online Payment: You can visit [www.missmississippiusa.com/onlinepayment](http://www.missmississippiusa.com/onlinepayment) and make a payment in my name directly to the pageant office or Venmo @gwpusa. Make sure to include my name when making online payments.
- Sponsor an outfit or services: If you are a boutique, you can help by sponsoring an outfit, shoes, or accessories to help me with my wardrobe. I would love to pose for a picture wearing your clothes while I am at the pageant and post it on Facebook, Instagram or Twitter! If you are a gym, spa, salon, etc., you can help by sponsoring your services in my preparation for the pageant. I would love to post a picture thanking you for helping me look my best for the pageant!

I sincerely hope you will choose to celebrate this event with me while receiving some valuable advertising and community exposure for yourself. I greatly appreciate your consideration in making a contribution!

Gratefully Yours,

*Your Signature*

Your Name

Email Address

Phone Number

Follow my journey to Miss Mississippi USA

Facebook: Your Facebook Page Link

Instagram: @YourInstagramName

Twitter: @YourTwitterName

For more information, you can also contact the Pageant Headquarters at 615-891-0557

To Whom It May Concern,

The young lady presenting this to you has been chosen from among many qualified young women throughout the state to take part in a multi-day event which selects our state's representatives to the MISS USA® and MISS TEEN USA® Pageants. If our state winner should happen to win MISS USA®, she would then compete in the MISS UNIVERSE® Pageant.

The MISS USA® and MISS TEEN USA® Pageant system encourages our contestants to become self-disciplined and healthier individuals through good physical fitness, proper diet and exercise. It also stresses the importance of social awareness and community involvement. Of course, paramount to everything else is the opportunity for these women to develop and nurture better communication skills that will benefit and enrich them in all aspects of their lives. Through their preparations for, and participation in this event, they become better, stronger and more self-assured individuals. The pageant experience will prepare them to be more successful in all of their future endeavors.

Each contestant needs to raise \$1195 in total fees. In addition, she will need to purchase a competition wardrobe, and may incur other expenses during her preparation for the pageant. You are being asked to help this dynamic young woman by becoming a sponsor and providing all, or part, of the money she needs to raise. As a sponsor, you will play an integral part in helping this young woman on her journey of self-improvement and social awareness. This is a chance to give back to your community by assisting this young woman in the pursuit of her dreams! Your sponsorship money helps pay for:

- The contestant's entire expenses during the pageant weekend. That includes, but is not limited to, hotel accommodations, meals, transportation, any other activities.
- The Pageant Production. Our state pageant is truly one of the most prestigious state pageants in the country. It is a theater production with fabulous sets, contemporary music, production numbers, live entertainment, a producer and choreographer.
- Program Book Printing. Each contestant will be featured on half-page in the program book, where she can also acknowledge her sponsors. The state pageant program book is a distinguished publication, which is professionally designed and printed. The book serves as a wonderful souvenir for the contestant, and great advertising for her sponsors.
- Administration, Operations. The pageant is a year-round venture. We constantly search for the best contestants, while managing and promoting the winners during their reign. Administrative and operational costs include office space, supplies, phones, postage, staff, web-site management etc.
- Management Services for Winners: Services provided to the winners include, but are not limited to, an all-expense paid two-and-a-half-week trip to compete in the national MISS USA® or MISS TEEN USA® Pageant, managing and booking of appearances throughout the state, autograph pictures, a national competition wardrobe, training for the national pageant and assistance in career advancement.

As a sponsor, you will receive recognition from your contestant in the program book. Thus, if you are a business, your donation could come from your advertising budget, and be utilized as a business tax-deduction. However, individual sponsors cannot claim their sponsorship as a charitable contribution. This is an incredibly exciting opportunity for this young woman! PLEASE consider that her participation may only be possible with your help. You might just be sponsoring the next MISS TEEN USA®, MISS USA®, or even MISS UNIVERSE®! But, regardless of the pageant outcome, your sponsorship will help her to gain an opportunity that has the potential to open a multitude of doors. It can further career ambitions, increase her social contributions and promote personal growth. Please note that the amount of sponsorship you decide to provide, and providing the information for the program book, are solely between you and the contestant. Become a part of this win-win opportunity! Please make your check payable to Greenwood Productions and give the check directly to your contestant or feel free to mail to our office. The contestants have been given receipts that you can use as proof of purchase. Thank you for your time and consideration!

Sincerely,



Kim Greenwood  
Executive Director

## Sponsor Receipt

### For contributions made by a business

Please complete this form for all businesses that contribute to your sponsorship and ask you for a tax-deductible receipt.  
Do **NOT** send completed forms to Pageant Headquarters; give directly to your sponsor.



State Finalist Name: \_\_\_\_\_

Sponsor/Business Name: \_\_\_\_\_

Amount Received: \$ \_\_\_\_\_ ☐ CASH ☐ CHECK ☐ MONEY ORDER ☐ PAYPAL

This is to acknowledge receipt of sponsorship for the State Finalist listed above. Each Finalist is asked to raise sponsorship to help defray the cost of the pageant, provide prizes, and cover expenses during the weekend of competition including food and lodging.

The 2024 MISS MISSISSIPPI USA® and the MISS MISSISSIPPI TEEN® pageants will be held at the Pearl River Resort in Choctaw, MS April 4-6, 2024. The winner will go on to represent the State of Mississippi in the national MISS USA® pageant and the new MISS MISSISSIPPI TEEN USA® will represent the State of Mississippi at the MISS TEEN USA® pageant.

As a sponsor you or your business may receive recognition in the Official Pageant Program Book. Your contribution may be tax deductible as an advertising expense. Sponsor's names must be spelled correctly and provided to the pageant office by the contestant to assure accurate recognition. Greenwood Productions, Inc. cannot be held liable for any spelling errors, omissions or misprints.

If you are interested in placing a separate ad for your business in our Official Pageant Program Book by becoming a Pageant Sponsor, please feel free to contact our office at 615.891.0557.

Thank you greatly for your time and support.

Kim Greenwood  
Executive Director

Martha Ellen Christopher  
Pageant Coordinator



## Sponsor Receipt

### For contributions made by an individual

Please complete this form for any individual who requests a receipt for their donation.  
Do **NOT** send completed forms to Pageant Headquarters; give directly to your sponsor.

State Finalist Name: \_\_\_\_\_

Sponsor/Business Name: \_\_\_\_\_

Amount Received: \$ \_\_\_\_\_ ☐ CASH ☐ CHECK ☐ MONEY ORDER ☐ PAYPAL

This is to acknowledge receipt of sponsorship for the State Finalist listed above. Each Finalist is asked to raise sponsorship to help defray the cost of the pageant, provide prizes, and cover expenses during the weekend of competition including food and lodging.

The 2024 MISS MISSISSIPPI USA® and the MISS MISSISSIPPI TEEN® pageants will be held at the Pearl River Resort in Choctaw, MS April 4-6, 2024. The winner will go on to represent the State of Mississippi in the national MISS USA® pageant and the new MISS MISSISSIPPI TEEN USA® will represent the State of Mississippi at the MISS TEEN USA® pageant.

As a sponsor you or your business may receive recognition in the Official Pageant Program Book. Your contribution may be tax deductible as an advertising expense. Sponsor's names must be spelled correctly and provided to the pageant office by the contestant to assure accurate recognition. Greenwood Productions, Inc. cannot be held liable for any spelling errors, omissions or misprints.

If you are interested in placing a separate ad for your business in our Official Pageant Program Book by becoming a Pageant Sponsor, please feel free to contact our office at 615.891.0557.

Thank you greatly for your time and support.



Kim Greenwood  
Executive Director



Martha Ellen Christopher  
Pageant Coordinator



# PROGRAM BOOK INFO

You must submit to the Pageant a final listing of your sponsors so that they can be listed in the Official State Program Book. You will submit your Photo and Final Sponsor Listing by following the instructions below. Please do not send business cards or logos or a printed list. You are in charge of keeping up with your list of sponsors and sending us the final listing.

Please have this turned in by the seminar.

If we don't receive your final listing by that date, "Friends & Family" will be noted after your name.

## WHAT DO I SEND TO THE PAGEANT OFFICE?

Photo: ONE digital color headshot photo at least 300 dpi and saved as a Jpeg or Tiff file. You may submit your photo by e-mail.

Required Info: Submit the following information to the pageant office. Attach the Microsoft Word file to your e-mail or copy/paste the text into the body of the e-mail. This file must be e-mailed. *We will not accept any Pages, Publisher or Word Perfect files. Be sure to save your file with the extension .doc or .docx.*

Personal Info: Your name (first and last), your title (given to you by the pageant office).

Sponsor List: You may only include up to 12 sponsors, no exceptions. Each sponsor is allowed either a phone number or Web site address, not both. Any additional information will be deleted.

Double check spelling, phone numbers, and Website addresses. The pageant office will not be responsible for incorrect information.

## HOW DO I SEND IT?

E-mail: E-mail your Microsoft® Word file (sponsor list) (name, title, and sponsor list) along with your high-resolution digital photo (300 dpi; Jpeg or Tiff) to [mississippi@greenwoodproductions.com](mailto:mississippi@greenwoodproductions.com). Be sure the subject line includes your name and title.

If you have any questions, please contact the pageant office at [mississippi@greenwoodproductions.com](mailto:mississippi@greenwoodproductions.com)

Sponsorship by businesses is tax-deductible as an advertising expense if they are listed as one of your 12 sponsors. Sponsor advertising may NOT be claimed as charitable donations.

Copy and paste the following information into a word document or directly into the body of an email for your sponsor list:

### PERSONAL INFO

Name:

Title:

### SPONSORS

\*\*TYPE SPONSOR LIST HERE

(You may only include up to 12 sponsors, no exceptions. **Each sponsor is allowed either a phone number or Web site address, not both. Any additional information will be deleted.** Do not type your sponsor list below using numbers or bullets. Double check spelling, phone numbers, and Web site addresses. The pageant office will not be responsible for incorrect information.) Please do not send business cards or logos. No personal messages. If you send a revised sponsor list, please put REVISED SPONSOR LIST in the subject line. If you do not have any specific sponsors, submit your form with "Family and Friends".

# OPTIONAL SPOTLIGHT OR COVER AD

## PURCHASE A SPOTLIGHT AD IN THE PROGRAM BOOK

You may have a sponsor (business, family member, or friend) that would prefer to purchase a Spotlight Page in the official program book as a way to support you. Full page ads sell for \$350. This does NOT go towards your sponsor fee. This is completely separate. If you sell 5 Spotlight Pages, you will receive a rebate of \$350. This is a great way to give YOU and your sponsor additional exposure during the pageant weekend and a great way for them to wish you good luck and best wishes. Miss Photogenic will be selected by local media from photos submitted in Spotlight Pages. Your full name must be included somewhere on the ad. The ad is showing support of YOU, so the purchase of an ad does not make your sponsor one of the official pageant sponsors. Ad examples are provided on the following pages.

## PURCHASE THE INSIDE FRONT COVER AND INSIDE BACK COVER OF THE PROGRAM BOOK

The next best spot in the program book is the inside cover. The inside front and inside back cover is available for you to reserve and secure your spot in one of the prime places of this year's program book. Please note, that this does not go towards your sponsorship payment, this will be a separate purchase. Because there is only 1 inside back cover, please contact us ASAP if you or your sponsor are interested in securing this unique spot.

## PURCHASE THE BACK COVER OF THE PROGRAM BOOK

The ultimate place to highlight yourself and/or one of your sponsors is the back cover of the program book! It's the perfect location that is guaranteed to be seen by everyone who purchases the program book. Please note, that this does not go towards your sponsorship payment, this will be a separate purchase. Because there is only 1 back cover, please contact us ASAP if you or your sponsor are interested in securing that unique spot.

## AD PAGE SPECS

Spotlight Ad Fee: \$350

Inside Front and Inside Back Cover Ad Fee: \$750

Back Cover Ad Fee: \$1,000

Ad Size: 8-3/4" wide x 11-1/4" high (trim size is 8-1/2" wide x 11" high. Please keep text 1/4" away from trim)

## HOW DO I SEND IT?

E-mail: E-mail your high-res (300 dpi) PDF, TIF, EPS, or JPG file (include your name and title) [mississippi@greenwoodproductions.com](mailto:mississippi@greenwoodproductions.com). The email subject line should be "Spotlight Ad/Cover Ad file for (your name)". AD MUST BE PAID IN FULL TO BE INCLUDED IN THE PROGRAM BOOK. AD FILE MUST BE SUBMITTED NO LATER THAN THE STATE PAGEANT SEMINAR DATE.

Sponsorship by businesses are tax-deductible as an advertising expense. Sponsor advertising may NOT be claimed as a charitable donation.

Sample ads are provided on the following pages.

Example Back Cover Ad







KAY

MISS MARBLE CITY TEEN USA 2023

Allen

THE FUTURE BELONGS TO THOSE WHO BELIEVE IN THE BEAUTY OF THEIR DREAMS. ELEANOR ROOSEVELT!  
SPONSOR : EAST TENNESSEE FOCUS CENTER





R  
E  
G  
A  
N

MISS  
DOWNTOWN  
NASHVILLE  
USA

*Good Luck!*

WE LOVE YOU! GRANDPA P-E-T-E-R AND GRANDMA JAN

# WARDROBE INFORMATION

## REGISTRATION, ORIENTATION AND REHEARSALS

Plan to arrive at registration dressed casual but fashionable. You will go straight into rehearsals from registration. Choose an outfit that is cute, comfy and casual—Some girls wear cute shirts and jeans, while others choose trendy outfits. No matter what you select, wear comfortable shoes! You will also bring a pair of any of your Competition Heels for rehearsals.

### MISS

**Opening Number:** (think fashion – keep it glamorous – ‘after 5 look’)

- **WHITE** short dress – hemline doesn't matter. No stones or beading.
- **GOLD** Heels – (keep them simple/classic). 4.5 inch max. (no excessive platforms – ½" - 1" are acceptable).
- **GOLD** hoop earrings
- **GOLD** bracelets/arm cuff/necklace (optional)

**Swimwear Competition:**

- **METALLIC GOLD** – solid only (no trim color). No sequin or velvet materials. (No stones or beading). No “built in” necklaces/jewelry. Metal type fasteners are acceptable (no rhinestones)
- **GOLD** Strappy Heels - no bling, stones or sparkle (keep them simple/classic). 4.5 inch max. (no excessive platforms – ½" - 1" are acceptable)
- **GOLD** hoop earrings
- **GOLD** bracelets/arm cuff/necklace (optional)

### TEEN:

**Opening Number:** (think fashion – not ‘pageant’, keep it simple)

- **WHITE** (solid) Jeans (not tights/leggings/crops). Limited to no rips/tears.
- **PINK** – **any shade** (LIGHT TO BRIGHT) Top. No sequins, beading or sparkles. Long sleeve, short sleeve, cropped or sleeveless.
- **WHITE** tennis shoes – no bling, stones or sparkle (keep them simple/classic). (no wedge/platforms). Gray/black accents ok.
- **SILVER** Hoop Earrings or simple studs

**Activewear Competition:**

- **ANY NEON COLOR** (BRIGHT) – Sports Bra or Fitted fitness Top. Crop or longer length. No particular brand required – black or white accents are acceptable. NO bikini tops, metallic, sequins or velvet materials/fabric. No sheer/see-thru materials.
- **BLACK** (solid) Leggings (long or capri length) – NO shorts. NO embellishments, cutouts or sheer material.
- **WHITE** tennis shoes (black or gray accents are ok) – no particular brand required. No bling, colored laces and no platform/wedge tennis shoes.
- **SILVER** hoop earrings or simple studs ONLY.

**Evening Gown Competition:** You will need one full-length evening gown for competition. Your gown should depict your own personal “style” and a color that flatters YOU! The trend is “simple elegance.” The gown can be plain or ornate. The judges will be judging YOU, not the gown. Teen gowns should reflect a contestant’s personality with a “youthful flair.” Choose a gown that walks well and shows well on stage. Shoes that have a 3” or higher heel are recommended. But, most importantly you must be able to walk comfortably in your shoes and dress. Excessive accessories are usually not recommended. In the end, just pick a gown that makes you feel like a winner! And, know that you don’t have to spend a million bucks to look like a million bucks!

**Interview Competition:** You should choose an outfit that you find appropriate for a job interview, and that reflects your personality. The outfit should make you feel comfortable and confident. Some examples include: pants and a blouse, a nice dress, a skirt with a coordinating top, etc. Miss contestants think “sleek sophistication” - clean and sharp - with an emphasis on being the next Miss USA. Teens think “snappy casual”. Feel free to select fresh and trendy pieces that truly reflect your personality. The most important thing is to wear something that you would normally wear. Do not choose an outfit that is too flashy, as it might be distracting and do not choose cocktail attire. There should be no beads, sequins, etc. Select shoes that compliment your outfit. Earrings, necklace, bracelets, etc., are appropriate when not overdone.

**Hair/Make-Up:** For \$250 you are allowed to bring in a hair/make-up artist on-site for Registration, Preliminary Show and Final Show. Please note that this is **NOT MANDATORY**. The fee will cover the spot backstage, table, chairs and electricity for Prelim and Finals. You are required to arrange location/time before registration. Only 1 hair/makeup artist allowed backstage per contestant. The services for prelims and finals can **ONLY** be done backstage in the designated area. Hair/Make-up artist cannot be a family member. The \$250 does not cover the hair/make-up artists services. You are responsible for booking and paying your artist individually. Please refer to Hair/Make-up contract for more info and schedule. Note: If you do not bring in a hair/makeup artist, you will be doing your own hair/makeup. We do not provide any hair/makeup services.

**NOTE:** On-stage interviews will be conducted for the top-5 finalists. All on-stage interviews will be conducted in your competition evening gown. No additional outfit is needed for on-stage interviews.



# JUDGING INFORMATION

## WHO ARE THE JUDGES?

Your judges will come from a diverse range of occupations. In the past, judges have been professional athletes, actors, models, casting agents, modeling agents, politicians, journalists, professors, former titleholders, pageant directors, doctors, lawyers, entertainers, business professionals, entrepreneurs, image consultants, counselors, fashion designers, beauty consultants, hair and make-up professionals, fitness trainers, and even housewives. The common bond they all share is that they are successful in their own right, and they have a good understanding of what it takes to make a good impression on others. They have a grasp on the importance of good communication skills, self-discipline and public image. They will be people you enjoy meeting, and they will be just as nervous as you... if not more so!

## WHAT ARE THEY LOOKING FOR?

Does she radiate natural beauty both inside and out? Does she have a warm, genuine, compassionate personality? Will she be a good representative for the state at the MISS USA® or MISS TEEN USA® pageant? Is she a confident, self-assured individual who is comfortable with herself and her surroundings? Is she an intelligent and articulate young woman who can serve as a good role model for her peers? Does she want to win and why? If she does win, what will it mean to her, and ultimately to others? These are all questions the judges ask themselves about each contestant as they evaluate them in the three phases of competition. It is important to understand they are not looking for the best in swimsuit, activewear, or the best in gown, or even the best in interview; rather, they are looking for the “total woman” and “total teen.”

## THREE JUDGED PHASES OF COMPETITION:

**SWIMSUIT/ACTIVEWEAR:** During swimsuit and activewear competition, the judges' attention is on the contestant's overall physical fitness. Does she demonstrate a healthy lifestyle through the proper care and maintenance of her body? They will be focused on her beauty of face and figure, tone, proportion, poise and grace under pressure. Numerical measurements are NOT considered.

**EVENING GOWN:** During Evening Gown the attention is again focused on her facial beauty and figure, but also on her overall appearance. They will consider her poise, elegance, confidence, the manner in which she carries herself, her sense of fashion and style, and her stage presence. They will be looking for the qualities that she is able to radiate as she walks across the stage in her gown. They are scoring the contestant, not the dress!

**INTERVIEW:** During the private interview, they will be looking for an articulate, compassionate, and genuine individual who will make a good representative of the pageant, pageant sponsors, and state. Each interview lasts for approximately two minutes, during which they will discuss mostly items right off your Interview Form. They may ask other questions regarding your education, goals, family, special training, hobbies, occupations, travel, community pride, likes, and dislikes. The interviews will be very conversational and enjoyable. During onstage interview competition, they will be looking for the same qualities, in addition to how you handle yourself speaking in front of an audience. Remember, one question cannot win or lose the pageant, so relax during interviews.

## SCORING PROCEDURES:

The Preliminary round of competition will consist of three equal phases: Swimwear(Miss) | Activewear(Teen), evening gown, and interview. The swimsuit/activewear and evening gown competitions will take place on stage during the presentation show on Friday evening. The interviews will be conducted, and each judge will evaluate each contestant on the qualities described above. The selection given by all five judges for each phase of competition will be tallied, and the semifinalists will be determined from the highest composite scores. On Saturday after the opening number, the semi-finalists will be announced, they will once again compete in swimsuit/activewear and evening gown on stage during the final show. Each judge will assess each semi-finalist contestant by listing their selection of the five contestants they feel are the best in each category. The selection given by all judges for these two phases of competition will be tallied, and the Top-5 finalists will be determined from the highest composite scores.

The last round of competition for the final 5 will consist of an on-stage interview by drawing one or two questions from a bowl. After all 5 have had a final presentation in the spotlight, each judge will be asked to rank them in the order they believe they should finish. Point values will be assessed for each ranking, and the contestant with the most points will be crowned. Ultimately, remember that all of the judging is subjective, not objective. All you can do is your personal best.

# PREPARING FOR THE PAGEANT

## SWIMWEAR/ACTIVEWEAR COMPETITION

Being a titleholder is a demanding job that requires a high level of energy and self-motivation. These qualities are achieved more readily by an individual who maintains a proper diet and exercise program. Good physical fitness reveals a lot about a person's character, as well as their level of self-discipline, confidence and overall health. That's why the swimsuit and activewear portion of the competition is important. It is important to remember, that it is NOT about any particular body style, shape or frame. Rather, it is about proper diet, exercise and maintaining good health. The goal is to make the most out of what YOU have! In preparing for swimsuit (Miss) and activewear (Teen), you should try to eat lower fat foods, cut down on your sugars, and drink LOTS of water! The more water you drink, the less fluids you retain! You should also try to exercise when possible. The best, and most important type of exercise you need for good health and fitness, is cardiovascular exercise. You can run, power walk, ride a bike, swim, play sports, etc. The key is to simply STAY ACTIVE! Preparing for swimsuit and activewear competition can be fun, inspiring, and good for you! During the actual swimsuit and activewear competition, you should present yourself as a confident young woman, with a natural looking hairstyle (up or down) and light/natural looking make-up. Wear enough to accent your features but not to "create new ones!"

## EVENING GOWN COMPETITION

Other than selecting the "perfect" gown for yourself, the best way to prepare for evening gown competition is to make sure you are comfortable walking in the dress and in heels. Once you have your dress, you should make sure that it is altered to fit you to perfection! Then, you should practice walking in the dress with your heels. Also, practice walking down stairs in heels, and watch yourself in a mirror. The most important thing about evening gown is that you are comfortable, so that you can simply "shine" for the judges! You should play with up and down hairstyles that flatter you and your dress. Make-up should again be light/natural looking make-up. With stage lighting, it is possible to get "washed out." Therefore, it's okay to wear more make-up than you would for an "everyday" look. Just don't overdo it!

## INTERVIEW COMPETITION

You should approach interview competition with a seriousness of purpose. This is your opportunity to let the judges know why you are the right person for this job! The best way to prepare is to "practice." But, remember there is a difference between practicing and rehearsing. You should practice your skills, but never rehearse your answers. ALWAYS be genuine, natural and honest with your answers. One way to practice for interview is to participate in some mock interviews. Have various people interview you about the information on your bio, as well as other questions that will help them get to know who you are. Remember, you will not know the pageant judges personally, so don't always conduct your practice interviews with good friends. During some mock interviews, you may find it advantageous to role play as the judge. Sometimes it is easier to identify what someone might be looking for when you put yourself in their shoes. It is also a good idea to be familiar with current events. You are NOT expected to be a political scientist, a world history buff, or a walking encyclopedia. But it is important for any responsible and concerned citizen to have a basic knowledge of events that impact their own lives. The best way to keep up on the "big news" is to watch your local news and take an occasional look at your local paper. If you are asked about a subject you don't know anything about, don't panic, just be honest and move on to the next question. As long as you remain in control, you will be just fine! Another good idea is to use this opportunity to expand your vocabulary which will help you become more articulate and your answers will be more specific and interesting.. Things like reading, watching movies, and utilizing a dictionary and thesaurus are great ways to increase your vocabulary. Finally, you must always remember who you are as a person. ALWAYS be honest, and answer with true conviction and from the heart. Don't be afraid to be passionate about your beliefs. NEVER say what you think the judge may want to hear, rather say what you feel. It's never what you say, as much as HOW you say it. Practice, but don't rehearse! When you actually get to the interview, you should present yourself in a professional manner, with a simple and natural looking hairstyle, and daytime make-up. Don't wear any more make-up than you would to the office, or church.

## PROFESSIONAL ASSISTANCE

Some contestants wish to seek professional advice or training. There are people who specialize in fitness training, interview skills, wardrobe consulting, and overall pageant preparations. If you wish to speak with a professional, that is your choice, and we have dedicated individuals and companies who support our state pageant listed on our website here: [missmississippiusa.com/sponsors](http://missmississippiusa.com/sponsors). But, please don't feel as though you must seek professional consultations or use our recommended vendors. MANY young women have entered and won our pageants with absolutely NO professional assistance. Preparing for the pageant should be FUN and can be done on your own. The professionals are simply there if YOU feel you need them. The most important thing to us is that YOU have a positive experience, and that you feel as though you're a better person for having participated in the pageant! Therefore, if you or your parents have any questions regarding your preparations, specific professionals or just need some encouragement...don't hesitate to call us!

# FREQUENTLY ASKED QUESTIONS

Below are samples of the most commonly asked questions about wardrobe, sponsorship, paperwork, the program book and pageant weekend. Please read them thoroughly as they will be very helpful. Should you have further questions, do not hesitate to contact us.

## PAPERWORK

Q: I have just received my packet. How do I get started?

A: The best way to start is to first print and read all the materials we have sent you. Second, you should start making a list of potential sponsors and drafting a letter or telephone script to use when asking for support. Third, complete your Official Forms and make copies of your Birth Certificate and Proof of Residency documents so that they are ready to send in by your first installment's due date.

Q: It is getting close to my deadline and I haven't mailed my paperwork in yet. What should I do?

A: Please just give us a call and leave a message or e-mail that it will be a little late. Unless you are specifically requested to do so, there is no need to spend additional money on Priority or Overnight mail; regular 1st class mail will suffice and will not cost you extra money. If you do decide to send something to us using a faster method of delivery, please make sure you waive the need for our signature. We are unable to sign for our packages on a daily basis and it will only further delay our receipt of your package if we have to wait to sign for them. This applies to all mailings you send in to Pageant Headquarters. If you feel the need to overnight information to our office, please do so through the U.S. Mail and not FedEx or UPS. You can also scan and email your forms to us or sign the forms through an app such as Sign Now.

Q: Is it necessary to have any of the paperwork or signatures notarized?

A: No, you do not need to have anything notarized.

Q: I will have to send away for a copy of my birth certificate. Are there any other documents I can use instead?

A: No, a photocopy of a birth certificate is required from all contestants even if they have previously participated in this State Pageant. It does not need to be a certified or notarized copy – a regular photocopy will suffice.

## WARDROBE

Q: Should I wear a one or two-piece swimsuit?

A: Our Miss contestants have the option of choosing either a one-piece or two-piece, whichever you feel best in.

Q: Where can I find a swimsuit?

A: In the summer you can find a swimsuit just about anywhere; in the fall it is a little more difficult. Fortunately, online shopping makes everything easy – you can find almost anything at any time at your fingertips. Certain department stores usually carry swimsuits year-round. We also have numerous Pageant Wardrobe sponsors that you have the option of purchasing a swimsuit or evening gown from. Contact information for our wardrobe sponsors can currently be found on our website.

Q: Is it acceptable if my swimsuit has cut-outs, mesh or sheer inserts?

A: Yes, cut-outs with or without inserts are fine.

Q: Can I wear other accessories with my swimsuit, such as a wrap, hat or sarong?

A: No other accessories except for what is listed in the wardrobe information section.

Q: May I wear hose with my swimsuit?

A: No. Pantyhose are not allowed; however, you may use body make-up, if desired, to cover a scar, blemish or tattoo.

Q: What kind of shoes do I have to wear?

A: Please refer to Wardrobe document for requirements. For evening gown competition and interview, your shoes may be any style, color or height you choose. We caution excessive platforms and heels above 4 inches due to being uncomfortable and clumsy. Make sure you can walk well in your shoes before arriving to pageant weekend.

Q: Where can I find activewear?

A: Activewear for Teens can be purchased just about anywhere. Dick's Sporting Goods, Target and stores like Marshall's and TJ Maxx have great activewear. Lululemon is another great activewear store but a little more expensive. The contact information for our wardrobe sponsors can currently be found on our website.

Q: Can I wear shorts for the activewear competition?

A: No. Only long leggings or crop leggings are acceptable.

Q: What style dress should I wear for the evening gown competition?

A: The style, design, and color are up to you. You should wear whatever you look and feel the best in. There is no "right" style or color but it must be full length down to the floor. It can be elaborate, or very simple. Choose something that makes you feel beautiful. Your gown should represent your own personality and taste. Remember, you can look like a million bucks without spending a million bucks! Teens are encouraged to wear gowns that reflect a more youthful style and look than the Miss contestants.

Q: What should I wear for my personal interview?

A: Please refer to the detailed description in the wardrobe information section.

Q: Are there restrictions on tattoos or body piercings?

A: No, there are no written restrictions on tattoos or body piercings; however, if any are visible while you are in your swimsuit, activewear, evening gown or interview suit, you have the option of removing your body jewelry or covering up tattoos with body make-up.

Q: Do I wear the same swimsuit, activewear, evening gown, and interview outfit on both days?

A: Yes, your pageant wardrobe is the same for both the preliminary judging and the final competition.

Q: Besides my swimsuit, activewear, evening gown and interview outfit, what other clothes do I need to bring with me?

A: There will be an opening dance production number in the final competition. You will not be judged during this portion of the pageant. You will also need to bring comfortable clothes for rehearsals and a nice dress or pantsuit for our welcome dinner. A precise schedule and details will be provided at our pre-pageant seminar/orientation.

## SPONSORSHIP

Q: What is a sponsor and how does sponsorship work?

A: A sponsor is an individual or business who gives you money or provides a service to enable you to participate in the pageant. Start with a list of potential sponsors such as friends, family members, and their employers, etc. This will take time and commitment. Schedule appointments to collect your sponsorships. When approaching potential sponsors, explain your goals and your desire to improve yourself by participating in the pageant. This will also be beneficial in developing your communication skills.

Q: My sponsor made the check out to me instead of the pageant. What should I do?

A: You can either endorse the check by signing on the reverse side and send it to us that way - or you may deposit it in your own or your parent's checking account and write us another check made payable to Greenwood Productions, Inc.

Q: I received cash from my sponsors. How should I submit it to you?

A: We suggest that you do not send cash in the mail. You can also deposit it into your own checking account and write us a check or convert it to a money order prior to mailing. We also accept PayPal and Venmo.

Q: May I raise more sponsorship than needed?

A: Yes, you may raise as much sponsorship as you like to help defray your costs for an evening gown and swimsuit, activewear, shoes, make-up, etc. if you need to purchase any of these items. Any sponsorship you collect above and beyond \$1195 should be sent directly to you, and if it is in check form, should also be made out to you personally and not to the pageant. If you've already collected more than is needed and the checks are made out to the pageant, we will reimburse you for the overage amount.

Q: What if I cannot make my sponsorship deadlines?

A: Don't give up! Just give us a call and we will try to make other arrangements with you personally. It is very important to contact us if you will miss a deadline by more than one week so that we can make specific arrangements with you. We are here to help you - you've come this far, and we want to give you every opportunity to participate in this fabulous program. All contestants must turn in all paperwork and payment by the date of the seminar or there will be a \$50 late fee.

Q: Can I turn in any of the requirements (paperwork, sponsor listing, photograph for program book) including the entire sponsorship amount on pageant weekend?

A: No. In producing a pageant of this caliber, we must have our final list of contestants 5 - 6 weeks before the pageant in order to properly make all the necessary arrangements. The program book typically is printed 5 weeks prior to the pageant.

ALL REGISTRATION AND SPONSORSHIP FEES ARE NON-REFUNDABLE.



## PROGRAM BOOK

Q: What type of photo do you need for the program book and website?

A: We would like a basic color head & shoulders photo of you. A solid background looks best but is not necessary. This does not need to be a professional photograph. Contestant photos will be posted on the website one week prior to the pageant. If you do not submit a photo before the deadline, the photo you sent with your application will be used.

Q: Are the photos printed in the program book judged?

A: The official headshot is not judged. There is a "Miss Photogenic" award; however, this award is decided by the local media and will be chosen from the purchased Spotlight Ads. The judges will look at your photograph in the book for reference only.

Q: How should I submit my photograph?

A: We prefer that you send a digital high-resolution color headshot (300 dpi; Jpeg or Tiff) by email. Make sure your full name, title and state are included in the email when sending.

Q: How do I submit my sponsor's names so that they are listed in the program book?

A: Please refer to the detailed instructions on submitting sponsors' names in the Final Sponsor List instruction section.

Q: Will I receive a copy of this year's program book as well?

A: Yes, all contestants will receive a complimentary program book as a souvenir following their personal interview. Additional books may be purchased by friends and family on pageant weekend.

## PAGEANT WEEKEND

Q: What happens on each day of pageant weekend?

A: You will receive a detailed schedule of events at the pre-pageant seminar and will be emailed to you after that date.

Q: What time do I need to arrive on Pageant weekend?

A: A complete schedule will be given to you before our virtual seminar.

Q: What time will my preliminary interview be?

A: Your interview time will be given to you at the pageant.

Q: Whom do we room with?

A: You will have the opportunity to pick a roommate prior to the pageant weekend. If you do not select one, we will pair you up. You may only room with another contestant. You are not permitted in anyone else's room, nor is anyone permitted to enter yours – even family members. Only chaperones will be allowed to enter rooms.

Q: May I bring my own hairdresser and make-up artist?

A: Yes. Please refer to the Hair/Make-up artist guidelines. More information will be given at a later date.

Q: How many chaperones will be there?

A: There will be approximately one chaperone for every fifteen contestants. They will help to make sure you are where you are supposed to be at all times. They will also be present in dressing rooms if you need help with changes (zippers, buttons, etc.).

Q: Will there be a photographer and videographer present at the pageant?

A: Yes. Detailed information will be provided to you at the pre-pageant seminar about their services and products.

Q: May my friends and family stay at the hotel?

A: Yes. Your friends and family may also reserve rooms at the same hotel, but you may not stay with them Thursday and Friday night.

Q: Can my friends and family come to the Preliminary and Final Competitions (Friday and Saturday)?

A: Yes. They may purchase tickets for either or both nights.

Q: How can I buy tickets and how much are they?

A: Tickets will be on sale after the pre-pageant seminar for contestants and their family only. Tickets will then go on sale to the general public the following week and will be available for sale at the door until they sell out. More detailed information/pricing will be sent out early Fall.

Q: May my friends and family watch rehearsals?

A: No. All rehearsals are closed to the public, meaning for contestants and pageant staff only.



Q: I am over 21 years old. Will I be able to enter the hotel's lounge during off-times?

A: Once you register on Thursday until after the Final Competition on Saturday, you are our responsibility. No contestant may wander in the hotel unchaperoned or enter the hotel's lounge/restaurant/bar areas. Smoking and drinking alcoholic beverages are not permitted during pageant weekend regardless of age.

Q: May I leave the hotel after I compete and then come back for the next competition?

A: No. Every contestant must stay at the hotel from Thursday through Saturday. You may not leave the hotel for any reason. Rehearsals begin Thursday after check-in. Interviews and Presentation shows will be held Friday and the final shows where we will crown our Miss Mississippi USA & Teen USA will be on Saturday. In between competitions all contestants will rehearse. Your presence for the entire weekend is mandatory.

Q: Will I be able to get my scores or ranking after the pageant has ended?

A: The Miss Universe Organization recognizes all State Finalists as winners; they do not allow any of the judges' scoring or information to be released.

Q: Will I have the opportunity to ask more questions?

A: Yes. We will be holding a virtual pre-pageant seminar for all contestants where we will go over the pageant weekend in detail and will be able to answer other questions you may have at that time. There is no cost to attend and while this seminar is not mandatory, we suggest that every contestant try and be there; much will be reviewed. You will receive notice of the date, time and other details by email in plenty of time. Of course, if you need immediate assistance, feel free to call, text or email us. We are very happy to answer any questions you may have.

Q: If I am unable to attend the seminar, does that make me ineligible to compete?



A: No, but every effort should be made to attend the virtual seminar. The pre-pageant seminar is designed for you and we do cover a tremendous amount of information that would enhance your pageant experience. If you have made every effort to attend the seminar and are still unable to attend, please let us know as soon as possible and put in writing your conflict. This does not mean you cannot compete; however, this is an important and beneficial event and it is in your best interest to attend.

Q: I have left a message with Pageant Headquarters; why has no one gotten back to me?

A: We try to return all calls within 2-3 business days. Sometimes our phones experience heavy call volume and it is hard to return all calls immediately. Please do not leave repeated messages. We suggest that you call back until you speak with a pageant staff member or to get a quick question answered, the best way is through e-mail or text.

Additional questions not answered here?

Call or text 615.891.0557 or e-mail us at [info@greenwoodproductions.com](mailto:info@greenwoodproductions.com)



# COUNTDOWN TO A STRESS-FREE WEEKEND

## GETTING STARTED

- Share the exciting news with your family and friends.
- Discuss finances with your parents.
- Begin cleaning up your Social Media – the judges and Miss Universe Organization just might be looking
- Follow all of Greenwood Productions and Miss TN USA | Teen USA social media accounts to keep up with the latest pageant news.
- Follow Miss USA and Miss Universe on all social media
- Create a Pageant Binder with organized tabs and begin printing off all of the paperwork and organizing it in the folder. You will get a lot of paperwork and don't want to miss anything. Anytime we send something, print it off and put it in this folder.
- Get a calendar and start marking down important dates and deadlines.
- Make a list of potential sponsors: names, address, telephone numbers.
- Start thinking about your wardrobe, shoes, and accessories.
- Step up your exercise program.

## THE FIRST STEPS IN PREPARING FOR THE PAGEANT

- Begin making calls and setting up interviews with potential sponsors.
- Be sure your sponsorship materials are in order and look professional. Remember this is like interviewing for a job; you will need to leave them information about you, your sponsorship letter, and advertising information. Make sure you have plenty of copies.
- Complete the Official Forms Contract and mail to the state office. Make a copy for your records and put in your Pageant Binder.
- Take a look at the personal history form and start thinking about how you want to answer these questions.
- Call your photographer or a friend and schedule an appointment for your headshot photo.
- Start looking for your evening gown, swimsuit (miss), activewear (teen), interview outfit, and opening number outfit.
- Make copies of all your forms, checks, and any paperwork that you are sending into the pageant office and put in your Pageant Binder.
- Send/submit online, all your forms and payments to pageant office by the appropriate deadline.
- Be sure to remind your parents to book their reservations at the hotel.
- Don't forget to mark your calendar with the Miss USA and Miss Teen USA pageant dates once announced! Be sure to WATCH, LEARN and SUPPORT our Greenwood girls. #Greenwood4TheCrown.

## THE SECOND STEPS IN YOUR PAGEANT PREPARATION

- Decide if you are going to have a hair/make-up artist to help you during the pageant weekend and contact them to get them on the schedule and complete the required paperwork and pay the fee.
- Collect final sponsorship money and/or any ads from sponsors. Send them in to the pageant office by the final deadline.
- Pick out your headshot for the program book and submit it to the pageant office by the deadline.
- Get the final details of your wardrobe together and try everything on to be sure the fit and look is exactly the way you want it.
- Practice, Practice, Practice walking in those new shoes.
- Ask family and friends to practice interview questions with you. Make your answers short and concise. Remember you will only have 2 minutes with each judge.
- If you are planning to tan for the pageant, call the salon and set up your appointments. You don't want that red lobster skin tone on stage or that orange glow from spray tanning. We have a great spray tan sponsor listed on our website who will be available to spray before the pageant and will share more information at the seminar.

## 1 MONTH BEFORE YOUR PAGEANT

- Start thinking about how to pack; review the wardrobe checklist for needed items.
- Practice doing your hair and make-up. If you need some guidance, seek out one of our makeup sponsors (listed on our website) or the make-up specialists at a department store; they are always willing to help. There are also great make-up tutorials on YouTube.
- Watch the DVD from last year's show, you may find it helpful. Spend time practicing in front of a mirror; it really does make a difference. Last year's DVD is available for purchase here: [Mississippi DVD](#)

- Remind parents to fill out the pageant weekend video and photography order forms and put them in your pageant folder for safekeeping.
- Remind your parents to purchase tickets for the pageant.

## 1-4 WEEKS BEFORE THE PAGEANT

- Email the pageant office to be sure all your paperwork is in order.
- Verify hotel reservations have been made for the family and yourself if you purchased your own room.
- Verify tickets have been purchased for family. You will need to contact the ticket office for this. We don't have record of ticket sales.
- Get out the suitcases you want to take and start labeling all your items.
- Make a list of all the items you want to take for hair and make-up.
- Do you have a dress bag for your dress? Is your name on it?
- Review the pageant schedule. Are your parents aware of their responsibilities?
- Watch the DVD from last year's show again.
- If you are going to get your nails done, schedule the appointment.
- Double check your packing list; make sure you have thought of all your needs.
- Do you have your gym bag or backpack for rehearsals?
- Do you need any special medicines, snacks, or meals?

## ONE DAY BEFORE THE PAGEANT

- Be sure Mom and Dad are both packed and ready for pageant weekend.
- Double check that you have hotel confirmations.
- Pack all items needed for pageant, don't forget the make-up and hair items.
- Don't forget to pack a small suitcase JUST for the auditorium including your competition wardrobe and any items that you will need backstage.
- Read over the pageant schedule
- Google the address for the hotel and pageant venue and get driving directions if needed and make sure all friends and family have the venue address

Venue Address: Pearl River Resort's Silver Star Convention Center | 13541 Highway 16 W, Choctaw, MS

Hotel Address: Pearl River Resort | 13541 Highway 16 W, Choctaw, MS

- Do you know what time and where you need to be for registration and orientation? Give yourself a little extra time so you aren't stressed out
- Do your parents know which suitcase and bags go to your room at the hotel?
- Do you have your dress, shoes, swimsuit/activewear, opening number, and interview outfit?



## THE BIG DAY

- Take a deep breath, bring your best attitude, show your confidence, and head out the door for registration. You are on your way to one of the best weekends you will ever have!

# PRESS RELEASE

You deserve recognition! If you would like to increase your exposure within your community, the following is a great way to start.

1. Re-type the sample press release on the following page; filling in the blanks with the appropriate information. This is only an example - you may edit it if you wish. Feel free to use our letterhead as well.
2. Take your completed release along with a photograph of yourself to your local newspaper. Check their website; they may even let you e-mail it to them or submit it on-line!
3. You may bring it to as many newspapers as you wish.
4. Please note that this is strictly optional, but we encourage you to take advantage of it. Do not send this form into Pageant Headquarters.
5. Please email us the newspaper articles after they are published. We would love to share on our social media for everyone to see.




## Press Release

\*\*\*FOR RELEASE UPON RECEIPT\*\*\*

LOCAL RESIDENT TO COMPETE FOR MISS MISSISSIPPI USA 2023

April 4-6, 2024  
at the Pearl River Resort in Choctaw, MS

WINNER TO REPRESENT MISSISSIPPI AT THE NATIONAL  
2024 MISS USA® OR MISS TEEN USA® PAGEANT!



(Your Full Name) \_\_\_\_\_, (Age) \_\_\_\_\_, of \_\_\_\_\_ (City)

will compete for the title of MISS MISSISSIPPI USA 2024 April 4-6, 2024 at the Pearl River Resort in Choctaw, MS

Miss \_\_\_\_\_ (Last Name) is the daughter of \_\_\_\_\_ (Parent's Names).

She attends \_\_\_\_\_ (Name of School) and her activities and/or hobbies include: \_\_\_\_\_

Her sponsors for the pageant are \_\_\_\_\_

Other interesting information about \_\_\_\_\_ (First Name) includes \_\_\_\_\_

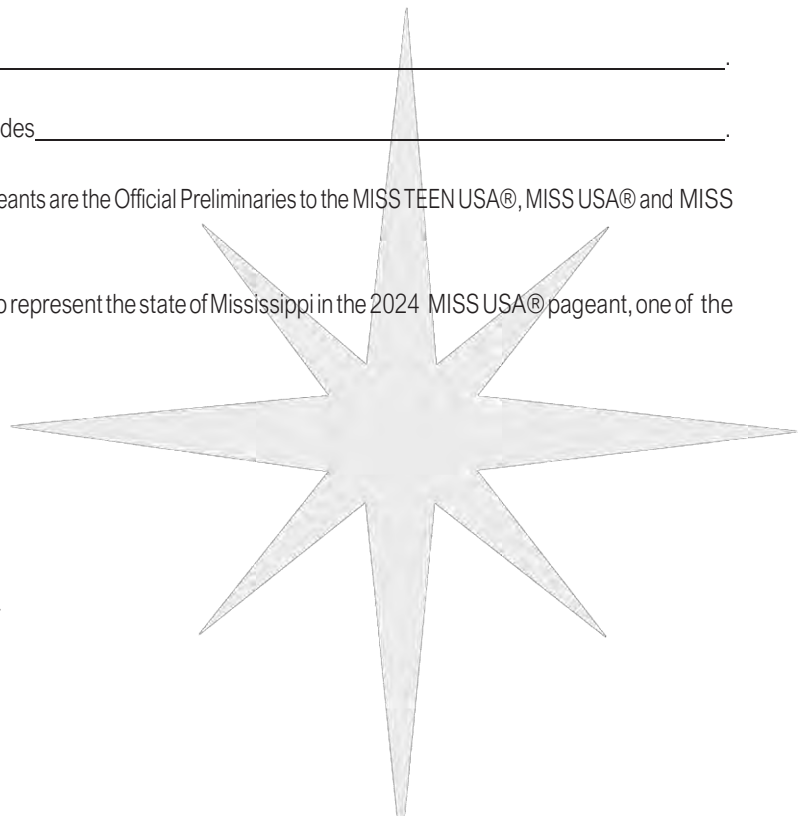
The MISS MISSISSIPPI TEEN USA® and MISS MISSISSIPPI USA® pageants are the Official Preliminaries to the MISS TEEN USA®, MISS USA® and MISS UNIVERSE® pageants.

The young woman chosen as MISS MISSISSIPPI USA 2024 will go on to represent the state of Mississippi in the 2024 MISS USA® pageant, one of the most anticipated events of the year.

(Your Phone Number)

(Your Email Address)

Note to the Press: For more information, contact:  
Martha Ellen Christopher; Pageant Coordinator at 615.891.0557





# REMINDERS

## GENERAL REMINDERS

- Take everything you need for on-stage competition with you to the theater on the day of preliminary competition. You should label everything so that you won't get your stuff mixed up with someone else's!
- There will be no family or friends allowed backstage at any time. Professional hair and make-up people are only allowed in designated area. Hair/ Make-up artist cannot be a family member. Chaperones will be happy to assist you backstage.
- Remember that all rehearsals are closed. No family or friends will be allowed in the theater during rehearsals. This is to keep everyone focused on the task at hand, and to assure the best learning environment and show.
- No video cameras will be allowed during either the preliminary or final shows. There will be a professional videographer present to tape the shows, and he will offer them for sale. He is an independent businessman, and not affiliated with the pageant. ANY and ALL questions regarding the video order, delivery time, etc. should be directed to the video company. Be sure to obtain a receipt for your records, so you will always have access to their phone number.
- Family and friends may take pictures throughout the weekend. However, any pictures they take during the shows must be taken from their seats and must be non-flash photography. They may NOT get into the aisle etc., in order to take pictures. There will be a professional photographer that will have a premium location during the shows to photograph you during the stage portions of the competition. He will be available for orders before each show and during intermissions. ANY and ALL questions regarding the video order, delivery time, etc. should be directed to the photographer. Be sure to obtain a receipt for your records, so you will always have access to their phone number.
- Each contestant will receive one complimentary program book following her personal interview. If you have extra sponsor money left over, you may want to buy extra books for your biggest sponsors. If not, at least write them a nice thank you note after the pageant. You never know, you might want their support again next year! Be appreciative to those who helped you through this journey.
- All contestants will check out on Saturday morning before departure to the theater for the final competition. Mothers, sisters, or a female friend, (one person please) may help you move your belongings out of your room. Please be courteous of your roommate's interview time, and schedule.
- You will be given an official pageant nametag upon your arrival at the pageant. You must wear this at ALL times...including the private interview competition. The only time you do not wear your badge is during the actual stage competitions in which you will have a banner to wear. PLEASE keep track of your nametag and banner and keep it on at all times!
- It is important to always keep a positive attitude. It can make a world of difference. Also, while on stage, stay in the moment and don't stress out about the next phase of competition, or cut. Enjoy EACH moment as it comes! Most importantly, remember that God will never give you more than you can handle. You can do this. Relax, have fun, and GO FOR IT!

## PACKING SUGGESTIONS

- Bring a "Pageant Emergency Kit." This would include prescription medications, Tylenol, Advil, Band-Aids, extra pair of contacts, safety pins, needle and thread, double stick tape, swimsuit adhesive and any other personal items you might need.
- If you have special nutritional needs, or you think you will want something to munch on between meals or at night, bring your favorite snack food, etc.
- Bring all of the necessities. Remember your hair accessories, make-up, toiletries, travel alarm, extra hangers, a large plastic box, tote bag or rolling suitcase to carry competition items, and make-up, etc. to the auditorium.
- Don't leave without your wardrobe! Rehearsal clothes, competition wardrobe: (swimsuit (Miss only), activewear (Teens only), gown, interview outfit, opening number outfit), jewelry, shoes, hose, undergarments, lounging clothes for your room, and any additional clothes for various outings. Information on all weekend activities will be sent to you prior to your departure for the pageant.
- Consider bringing your address book, so you can exchange numbers with all of your new friends, and if you keep a journal, bring it so you can record your experience at the pageant.
- Most importantly...bring yourself! Hold on and get ready for the experience of a lifetime!